

## **EXHIBIT 3**

1ST ONE

**RESELLERS OF**  
 PRODUCTION DOCUMENT SCANNERS  
 WIDE-FORMAT SCANNERS  
 CHECK SCANNERS  
 WEB-BASED DOCUMENT IMAGING SOFTWARE  
 SCANNING SOFTWARE

**WEB PAGES**  
[www.archiveindex.com](http://www.archiveindex.com)  
[www.wholesalecheckscanners.com](http://www.wholesalecheckscanners.com)

May 10, 2011

## Affidavit

I, Douglas B. Vogt, am over 18 years old, do not suffer from any mental impairment, have personal knowledge in the following and attest under penalty of perjury that I have knowledge and expertise in documents, imaging, scanners and document imaging programs. Based on my knowledge and expertise the following is true and correct

### My Credentials

I have a unique background for analyzing this document. I owned a typesetting company for 11 years so I know type and form design very well. I currently own Archive Index Systems since 1993, which sells all types of document scanners worldwide and also developed document imaging software (TheRepository). I know how the scanners work. I have also sold other document imaging programs, such as Laser Fiche, Liberty and Alchemy. I have sold and installed document imaging systems in city and county governments, so I know their procedures with imaging systems and everything about the design of such programs. This will be important in understanding what has happened with Obama's Certificate of Live Birth.

Figure 1. Tiff image of the Obama's Certificate of Live Birth dated August 8, 1961, presented on TV 4/27/2011.

Figure 2. Another Person's microfilmed Certificate of Live Birth dated August 11, 1961.

### What I Discovered about Obama's Certificate of Live Birth and why it is a Forgery.

What the Obama administration released is a PDF image that they are trying to pass off as a Certificate Live Birth Long Form printed on green security paper by the County Health Department. The form is a created forgery for the following reasons.

**1. Curved and non-curved type.** The image we are looking at was scanned in grayscale and some part in binary which cannot be on the same image. The reason I know this is because of the shadowing along the gutter (left-hand side). It also means that the county employees who did the original scanning of all the forms, did not take the individual pages out of the post binders. The result is that all the pages in that book display a parallax distorted image of the lines and type. They curve and drop down to the left. If you look at line 2 (Figure 3) on the form that says *Sex* you will notice the letters drop down one pixel but the typed word *Male* does not. Also notice the line just below *Male* drops down 3 pixels.



Figure 3. Line 2 of the form. Baseline differences.

The second incident of this parallax problem is seen in line 6c *Name of Hospital or Institution* (Figure 4). The word *Name* drops down 2 pixels, but the typed hospital name, *Kapiolani*, does not drop down at all. And again the line just below drops down 2 pixels, but not the name *Kapiolani*.

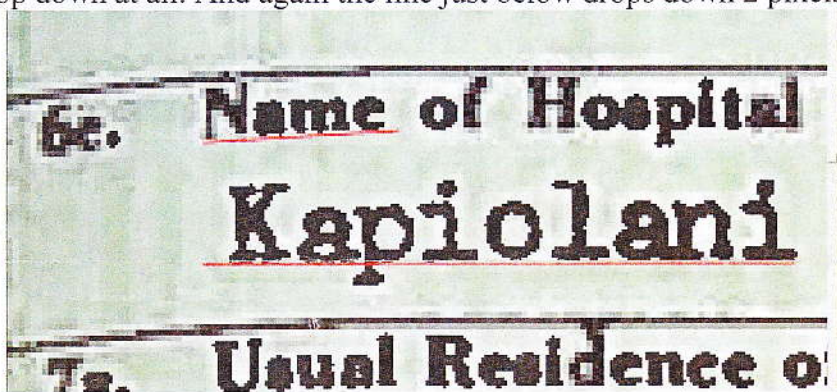


Figure 4. Line 6c at 500%. The typewriter name of the hospital does not drop down 2 pixels.

The conclusion you must come to is that the typed in form was superimposed over an existing original Certificate of Live Birth form from the county. In fact, since I found some of the form headings scanned in as binary and grayscale, the form itself is a composite but the person who created it did not flattened the image of the blank form and save it as one file before they started placing the typewriter text on the composite form. The individual(s) who perpetrated this forgery could not evidently find a blank form in the clerks imaging database, so they were forced to clean up existing forms and overlay the typewriter type we see here. The forger was also looking for certificates with the correct stamped dates and that is why I think they used more than one original form. At first I wondered why the forger didn't just typeset the entire form from scratch and overlay the type and not have to worry about the parallax problem. Then I remembered that in the early

1960s there was no phototypesetting and this form was set in hot metal from a linotype machine. The type design is Times Roman but they could never replicate the exact design. They were stuck having to use existing forms that were scanned in using binary and grayscale.

2. There is a white haloling around all the type on the form. Figure 5 is an example of this. This effect should not appear on a scanned grayscale image. Figure 6 is a grayscale image scanned in at 240 dpi. You will notice that there is no haloling effect around the type and also the security pattern is seen through the type. Figure 7 is a color image where you can clearly see the security green color through the type and no haloling. Figure 8 shows a Black and White (binary) image of the same type. The important thing to remember is that you cannot have grayscale and binary on the same scan unless the image is a composite. That means that different components of the whole image are made up of smaller parts. Figure 9 is an enlarged version of Figure 6 showing what grayscale letters should look like compared to binary.

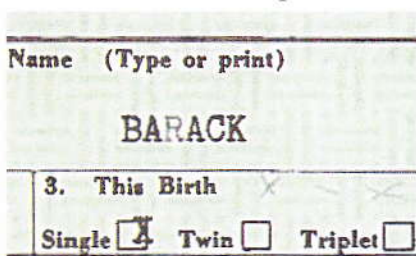


Figure 5. Obama's form




Figure 6. Grayscale.




Figure 7. Color image.




Figure 8. Binary image.



Figure 9. An enlarged version of Figure 6 showing grayscale type.

3. The Obama Certificate is loaded with both binary and grayscale letters which is just another smoking gun that this form is a forgery. It appears the lines and some of the boxes were scanned using grayscale, but only some of the form headings were grayscale and sometimes it is only some letters. Figure 10 and Figure 4 give one example. You will notice that the *H* and, *al*, in Hospital, *I* in Institution, (*If* and again the *h* and *l* in hospital were grayscale images, but the rest of the line is binary. The typewriter line below was scanned in as a binary image. I can also tell you for certainty that the form type was scanned in at a lower resolution ( $\leq 200$  dpi). This is because of the size of the pixels on the letters were such that the openings on the *a* and *s* on the first line are not visible and filled in.

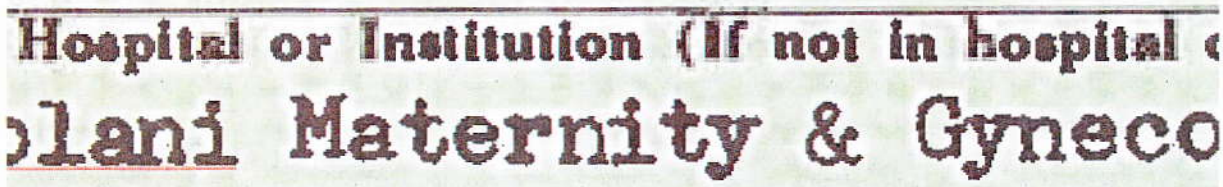


Figure 10. showing a mixture of grayscale and binary type on the same line.

Another example is found in form box 1a, his name *BARACK*. For some reason the “R” is a grayscale image and the rest is binary (Figure 11). That means the “R” was originally on the form and the rest was not until it was added.



Figure 11. Another example of grayscale and binary on the same line.

Another example is the Certificate number itself (Figure 12). The last “1” on the form is a grayscale image but the rest of the numbers are not. This is just another example of a cut and past job. It also means we do not know what the real Certificate number is if there even is one. There are other form boxes that display the same feature, boxes: 5b, 7e, 11, 13, 16, 18a.



Figure 12. The last “1” is grayscale, but the rest are binary.

**4. The Sequential Number is a fraud.** I would like you to refer back to Figures 1 and 2. You will notice that Barack Obama was supposed to have been born on Friday at 7:24 p.m. August 4, 1961 and the local registrar accepted it on Tuesday August 8, 1961 and hand stamped the Certificate number “61 10641.” Then notice that the other Certificate of Susan E. Nordyke was born on Saturday at 2:12 p.m. August 5, 1961 and another registrar date stamped it on August 11, but her Certificate number is “61 10637.” Keep in mind there would be only one bates stamp machine in the office so the numbers would all be unique. There cannot be any duplicates so every Certificate has a unique serial number. Obama’s Certificate would have most likely been mailed on the following Monday, the 7<sup>th</sup> and received by the Clerk Tuesday the 8<sup>th</sup>. Susan Nordyke’s Certificate looks like it was mailed sometime earlier that week and not accepted until the 11<sup>th</sup> but she has a Certificate 4 numbers less than Obama’s. It is impossible to have Obama’s Certificate number to be four numbers higher than a Certificate that came in 3 days later.

The facts I have shown you in #3 and 4 tell me several things about how this forgery was assembled. 1. Some person(s) in the Health Department, who had access to the document imaging program, search the database for someone close to the actual birth date of Obama and found someone near the 4<sup>th</sup> of August. They may have cross referenced the death database to find someone who had died and had a birth date close to Obama’s. If you remember, the Federal Government wanted the States to cross reference the birth and death databases so the database would have that information. 2. The date stamps have two different colors and sizes (see #5 below) which indicates that both dates came from different Certificates. 3. More than one person is involved in the Hawaii Department of Health to assemble the different components that were used, do the database searches to find the right Certificates to create President Obama’s fraudulent Certificate of Live Birth and finally sign the fraudulent certificate. I believe that after all the components were

assembled they were then given to a graphic artist to actually assemble the whole thing and create the finished forgery. In short this was a conspiracy to defraud the United States.

**5. Two different colors and font sizes in Form box 22 and 20 Date Accepted by Reg. General.**

What is very revealing about this box and date entry is there are two different colors on both lines. Both lines were scanned using binary mode, but I see two different colors (Figure 13). What I think this is showing us is that the person who put this fraud together was looking for a form that had the right date namely "August 8 19\_1." As you can see the only things that are printed in dark green (R=71, G=92, B=73) are "Date A" and "AUG -8 6." The rest of the type is in black. This tells me that the forger was working in color mode. ~~Finally the Font size of the rubber stamp in box 22 is larger than the stamp used in box 20. This is unlikely because the same rubber stamp would have been used by the same registrar to stamp the dates in both places and sign the form in box 21. Since we have two size letters and numbers, that means these elements were taken from two separate forms that may have been years apart using different rubber stamps.~~

*Dany Boyk*

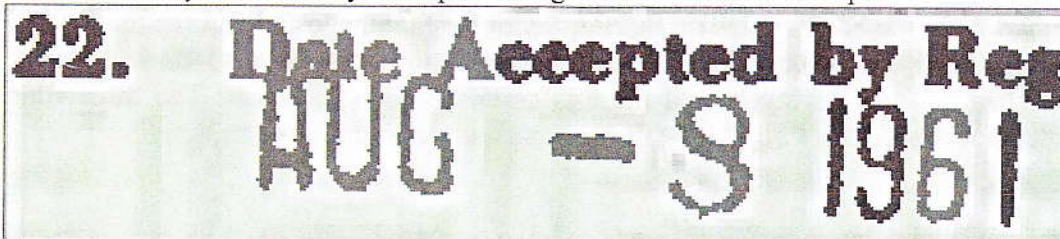


Figure 13. Two different colors, dark green and black.

The same thing is found in form box 20 "Date Accepted by Local Reg." Figure 14 again shows that the date has two different colors. The "AUG -8 196" is in dark green (R=87, G=111, B=87) and the "1" is in black. Yet again another irrefutable proof this form is a forgery. Form box 17a displays the same two color image in the word "None". The "Non" is in dark green.



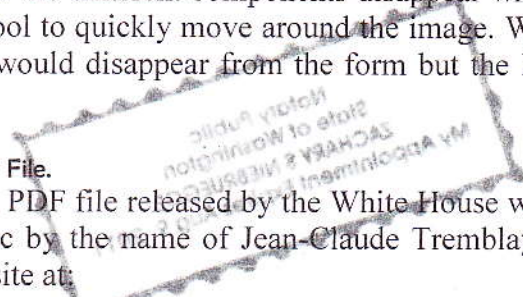
Figure 14. Another example of two colors on the same line.

**6. Multiple layers in the PDF file from the White House.** I am not the first one to find this fact and they deserve the credit for discovering it. What they discovered is that when you open up the PDF file in Adobe Illustrator and you turn on layers, you see a long list of nine different layers that correspond to different sections of the form, including the signatures on the form. I discovered using just my Adobe Acrobat 8 Standard that I could also see the different components disappear when I enlarged the image to just 400% and used the "hand" tool to quickly move around the image. When I moved the image fast, the various type components would disappear from the form but the lines stayed just as I had concluded.

A Rebuttal to the Discovery of the Multi Layers Found in the PDF File.

The only rebuttal to the nine layers discovered in the PDF file released by the White House was a statement from a Canadian graphic artists from Quebec by the name of Jean-Claude Tremblay on April 29. It was reported by Fox News an on their web site at:

<http://www.foxnews.com/politics/2011/04/29/expert-says-obamas-birth-certificate-legit/>



He tries to excuse the multi-layers as merely an artifact of an OCR (Optical Character Recognition) engine and then saved as a PDF. There are two major reason he is wrong and I know from his statement he knows nothing about OCR engines and how they work and their file structure. First of all the Obama PDF certificate was supposed to have come directly from the Health Departments office. As stated before, the records they have would have absolutely no reason to be OCRed and if they were asked to give the customer a PDF image it would be from their existing TIFF image stored in their document imaging program on the server. The program would have done no OCR processing at that time.

My qualifications on OCR programs are considerable. Our own document imaging program, TheRepository, has an OCR option from Expervision that is called TypeReader. We integrated TypeReader into our program but to do this we had to sign a non-disclosure statement with them and then we got their Took Kit and API. When an OCR program saves a file as a searchable PDF, the file contains three main files within it. The first file is an image file, usually a compressed Group4 TIFF. The second file is a ASCII text file and the last file is a matrix file that contains the X and Y coordinates of all the words in the document. The Starting point for the image file and the matrix file is usually the upper right-left hand corner of the image measured in pixels. The test file and matrix files would never be seen as separate layers and there is certainly no nine layers. The three files would be in a PDF "wrapper" and that's all. All OCR programs work on the same principle.

**Conclusion**

The Certificate of Live Birth Obama presented on television on Aril 27, 2011 is a forgery.

In witness whereof he has hereto set his hand and seal.

Name of Notary: ZACHARY S. NIEBRUEGGE

Title: BRANCH MGR U.S BANK

I, ZACHARY S. NIEBRUEGGE, a Notary Public of King County and the State of Washington aforesaid, hereby certify that Douglas B. Vogt personally known to me to be the affiant in the foregoing affidavit, personally appeared before me this day and having been by me duly sworn deposes and say that the facts set forth in the above affidavit are true and correct.

Witness my hand and official seal this the 10<sup>th</sup> day of May, 2011.

[Signature]  
Notary Public

My Commission Expires: 8/9/2011

[Signature]  
Douglas B. Vogt



## **EXHIBIT 4**





61-1125539-1 50 01128-000350

BARACK HUSSEIN OBAMA

If you have already reached age 26 or will do so in the current calendar year, you are no longer required to notify Selective Service of any future changes of address or changes to any other items on your registration record.

2-02



Change of Information Form

Use this form to update or correct your registration information. You must provide a current address and telephone number. You must provide a current date of birth and current date of registration. You must provide a current date of birth and current date of registration.

Today's Date

Signature of Registrant

GPO U.S. GOVERNMENT PRINTING OFFICE: 2010 694-156/20001 SSS Form 3B (May-07)

(Cut along dotted line.)



Dear Registrant:

Please keep this letter as legal proof of your registration. Or, you may keep only the wallet sized registration acknowledgment provided below for your convenience.


Use the top portion of this letter to update and/or correct your information. Please review it carefully. Mark through any mistakes and write in the correct information. If you made any changes, cut off the top portion of this letter and mail it to the Selective Service System using the envelope provided. If your information is correct, do not return this form. However, when any of your information changes, you are required to notify the Selective Service System within 10 days. If changing only your address, you may go to [www.sss.gov](http://www.sss.gov).

**FOR NON-IMMIGRANT ALIENS:** If you are on a valid visa and believe that you were registered in error, send this entire form and a copy of your I-94, I-95A, or Border Crossing Card (DSP-150) to: Selective Service System, P.O. Box 94638, Palatine, Illinois 60094-4638.

If you have questions about the Selective Service System, call 1-817-688-6888.



Thank You!

 **Registration Acknowledgment**


<b>Selective Service Number</b>	<b>Date of Birth</b>
61-1125539-1	08-04-61
<b>Name and Current Mailing Address</b>	
BARACK HUSSEIN OBAMA	
SIGNATURE OF REGISTRANT	

SSS Form 3B (May-07)

<b>Registration Number</b>	<b>Current Mailing Address</b>
042-68-4425	

The Selective Service System thanks you for registering. This letter is your official registration acknowledgement. Contact and subject to the same process of having registered.

**Signature**

  
Lawrence G. Romo

Registration Acknowledgment

Keep this card and safeguard it as your proof of having registered.

Social Security Online

Business Services Online

www.socialsecurity.gov  
Navigation | Logout

BSO Main Menu | BSO Information | Contact Us | Keyboard



# Social Security Number Verification System (SSNVS)

[SSNVS Help](#)

## SSN Verification Results

Employer's EIN: [Redacted]  
Records Submitted: 1  
Failed: 1  
Verified Records: 0

The following table displays your submitted results. The first column indicates if the submitted record verified, failed or employee is deceased. The first five digits of the SSN will be masked for verified records and records with a verification results code of 2, 3, 4 or 6.

[Verify More SSNs](#)  
[What to do if an SSN fails to verify](#)  
[Field Office Locator](#)

- **Failed** - Data does not match Social Security Administration's records. Select [What to do if an SSN Fails to Verify](#) for more information.
- **Deceased** - Data matches Social Security Administration's records, and our records indicate that the person is deceased. For more information, please contact our general SSA information line at 1-800-772-1213 (TDD/TTY 1-800-325-0778) or your local Social Security field office. Select [Field Office Locator](#) to find the office nearest you.
- **Verified** - Data matches Social Security Administration's records.

Results	SSN 999999999	First Name	Middle Name	Last Name	Suffix	Date of Birth MMDDYYYY	Gender F/M	Verification Results
Failed	042684425	BARACK	-	OBAMA	-	08041961	M	1

Verification Results	
Code	Description
1	SSN not in file (never issued).

Have a question? Call 1-800-772-6270 Mon. - Fri. 7AM to 7PM Eastern Time to speak with Employer Customer Service personnel. For TDD/TTY call 1-800-325-0778.



[About Us](#) [Contact Us](#) [Home](#)

[Help](#)  
[Logout](#)

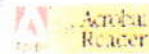
[Verify a Degree or Past Attendance](#)



CLICK HERE TO  
VERIFY ANOTHER  
DEGREE FOR THIS PERSON



(Requires  
Adobe Acrobat  
Reader)



**Congratulations!** We have successfully completed your verification request. If you have any questions, see our [Degree Verification FAQs](#).

**Abbreviated View**

**Expanded View**

**Transaction ID:** 022313534  
**Requested By:** ORLY TAITZ

**Date Requested:** 03/06/2011 11:26 EST  
**Date Notified:** 03/06/2011 11:26 EST

**Status:** Confirmed  
**Fee:** \$10.00  
**Credit Card Order#:** 6672402  
**Credit Card Confirm**  
**Email:** dr\_taitz@yahoo.com

<b>Subject Name:</b>	022313534	022313534	
	<i>First Name</i>	<i>Middle Name</i>	<i>Last Name</i>
<b>Name Used While Attending School:</b> (if different from above)			
	<i>First Name</i>	<i>Middle Name</i>	<i>Last Name</i>
<b>Date of Birth:</b>	05/17/1983		
	<i>mm/dd/yyyy</i>		
<b>School Name:</b>	COLUMBIA UNIVERSITY IN THE CITY OF NEW YORK		
<b>Attempt To:</b>	Verify degree		

**Name On School's Records:** BAKA, K. HOUSE IN O'BAMA  
**Date Awarded:** 05/17/1983  
**Degree Title:** BACHELOR OF ARTS  
**Official Name of School:** COLUMBIA UNIVERSITY IN THE CITY OF NEW YORK  
**Major Course(s) of Study:** POLITICAL SCIENCE  
**Dates of Attendance:** 2001-2002, 2003-2004

## **EXHIBIT 5**



STATE OF HAWAII  
DEPARTMENT OF HEALTH  
P. O. BOX 3378  
HONOLULU, HI 96801-3378

In reply, please refer to:  
File: CHSM

May 19, 2011

Ms. Orly Taitz, Esq.  
29839 Santa Margarita Pkway, Suite 100  
Rancho Santa Margarita, CA 92688

Dear Ms. Taitz:

This is provided in response to your UIPA requests received by Health Director Loretta Fuddy and myself on May 9, 2011.

The State's public records law, the Uniform Information Practices Act (Modified) ("UIPA"), found at chapter 92F, Hawaii Revised Statutes ("HRS") requires that all government records be open to public inspection unless access is restricted or closed by law. Government records means information maintained by an agency in written, auditory, visual, electronic, or other physical form, see HRS §92F-3. The UIPA does not require an agency to provide access to government records that state law protects from disclosure, see HRS §92F-13 (4), nor does it require agencies to respond to all questions asked by the agency.

State law prohibits the department from disclosing any vital statistics records or information contained in such records unless the requestor has a direct and tangible interest in the record, or as otherwise allowed by statute or administrative rule. See HRS §338-18. Direct and tangible interest is determined by HRS §338-18(b).

For these reasons, your request received on May 9, 2011 is being denied in its entirety.

Sincerely,

A handwritten signature in cursive script that reads "Alvin T. Onaka".

ALVIN T. ONAKA, Ph.D.  
State Registrar & Chief  
Office of Health Status Monitoring  
Hawaii State Department of Health

Enclosures

**DR. ORLY TAITZ ESQ**  
**29839 SANTA MARGARITA PKWY, STE 100**  
**RANCHO SANTA MARGARITA CA 92688**  
**PH. 949-683-5411**

May 4, 2011

Via certified mail

Dr. Alvin T. Onaka

State Registrar and Chief of the Office of Health Status Monitoring of the  
Hawaii Department of Health

1250 Punchbowl Street.

Honolulu, Hawaii, 96813

**REQUEST OF ACCESS TO RECORDS UNDER HAWAII UNIFORM INFORMATION  
PRACTICES ACT OF 1975**

Dear Mr. Onaka,

For the last three years there were multiple requests made for release of Mr. Barack Hussein Obama's long form birth certificate.

In December of 2010 a highly Decorated U.S. military officer, bronze star recipient, Lt. Col Terry Lakin, was imprisoned, after he questioned, whether President Obama is legitimate for office in light of the fact, that he does not have a valid long form birth certificate. Lakin stated, that if he as an officer is required to show his birth certificate, so should the Commander-in-Chief. When LTC, Dr. Lakin stated that he would redeploy only after he could see a valid long form birth certificate of Obama, he was court -martialed, stripped of his military pension after 17 years of service and imprisoned. At the time, Mr. Obama ignored all

requests from hundreds of citizens, refused to show his long form birth certificate and LTC Lakin was sent to rot in Fort Leavenworth prison.

Recently a multibillionaire, Donald Trump, raised this issue and quickly rose in polls as a leading presidential candidate for the 2012 election. At the same time 9th Circuit court of Appeals allowed my case *Keyes, Barnett et al v Obama* to be presented at oral argument, which usually a sign that the court sees merit in the appeal. In this case, I, as an attorney for plaintiffs, demanded release of Mr. Obama's long form birth certificate, among a number of other documents. In an apparent preemptive strike, just two working days before the court hearing, Mr. Obama released, what he claimed to be a true and correct copy of his birth certificate. (Exhibit 1)

Analysis of what Mr. Obama released to the public, shows that it cannot possibly be a true and correct copy of the 1961 typewritten birth certificate, that Mr. Obama claims to have. While there some 70 areas in this computer image, indicative of the fact, that it is not a true and correct copy of the original birth certificate, most visible are following areas and easily demonstrated by comparing Mr. Obama's computer image with a birth certificate given to one, Susan Nordyke, born only a few hours after Mr. Obama, in the same hospital (Exhibit 2).

1. Original birth certificate was issued on white paper. Nordyke birth certificate is indeed on white paper, which is turning yellow due to aging process. Obama's birth certificate is on green safety paper, which was not used at the time.
2. Nordyke birth certificate has defined borders. Obama's birth certificate does not have borders.
3. Nordyke birth certificate contains an easily identifiable seal; Obama's birth certificate does not have a seal.
4. Nordyke birth certificate contains certification, that the above is a true and correct copy of the record, while Obama birth certificate states "...record or **ABSTRACT** of the record". (emphasis added). Since abstract of record can be absolutely anything, including old wives tales, literary, there is a need to inspect the original birth certificate in the health department.

Release of records typically involves balancing of the rights of the individual whose records are revealed against the rights of the public.

As Mr. Obama revealed his purported birth certificate with great fanfare and called all doubters "carnival barkers,"- he clearly will have no valid privacy claims in opposition to a request to see his original birth certificate in the Health Department in Hawaii.

On the other hand, there is a significant public interest. LTC Lakin is sitting in prison, denied a right to know, -whether we have a legitimate president.

Many others around the country have similar doubts. These doubts were enhanced by the following facts:

- a. Mr. Obama's selective service certificate (Exhibit 3) shows him using a Connecticut Social Security number 042-68-4425
- b. Social Security Verification Systems (Exhibit 4) show that this number was never assigned to Mr. Obama.

If Mr. Obama had a valid long form birth certificate, issued to him in 1961 in the state of Hawaii, he did not need to resort to using an invalid Connecticut Social Security number.

American citizens are entitled to know, whether an individual occupying the position of the President of the United States and Commander in Chief is committing Social Security fraud and elections fraud.

As such the Public Interest greatly outweighs any privacy concerns Mr. Obama might have.

Wherefore

1. I respectfully request access to the original 1961 birth certificate of Mr. Obama for me and my forensic document experts.
2. I request a clarification, whether a computer image presented by Mr. Obama as a true and correct copy of his birth certificate, was actually signed by you



DR. ORLY TAITZ, ESQ

29839 SANTA MARGARITA PKWY, STE 100

RANCHO SANTA MARGARITA, CA 92688

PH 949-683-5411 FAX 949-766-7603

ORLY.TAITZ@GMAIL.COM

06.04.2011

Loretta Fuddy

Director of Health Department

State of Hawaii

1250 Punchbowl str. Room 325

Honolulu HI 96813

Re: UIPA request for Long form Birth certificate for Virginia Sunahara

Dear Ms. Fuddy,

According to the state public records law, Uniform Information practices act, found in chapter 92F, Hawaii revised statutes, I am requesting a certified copy of the original long form birth certificate for Virginia Sunahara, born August 4, 1961 in Honolulu HI, deceased August 5, 1961, Honolulu HI.

Sincerely

Dr. Orly Taitz, ESQ

# EXHIBIT 6



Judith L. Curley  
PHONE: (202) 434-1622  
FAX: (202) 654-9120  
EMAIL: JCurley@perkinscoie.com

700 Thirteenth Street, N.W., Suite 600  
Washington, D.C. 20005-3960  
PHONE: 202.654.6200  
FAX: 202.654.6211  
www.perkinscoie.com

April 22, 2011

Loretta J. Fuddy, ACSW, MPH  
Director of Health  
State of Hawaii Department of Health  
1250 Punchbowl Street, Room 325  
Honolulu, Hawaii 96813

Dear Ms. Fuddy:

I am writing on behalf of my client, President Barack Obama. Enclosed please find a letter from my client requesting two certified copies of his original certificate of live birth and authorizing me to act on his behalf in completing this request.


As you know, several years ago, my client requested a certified copy of his birth certificate and received, pursuant to the policy and practice of the Hawaii Department of Health, a Certification of Live Birth, sometimes referred to as a "short-form" or abbreviated birth certificate. This Certification of Live Birth is, of course, legally sufficient evidence of birth in the State of Hawaii. Moreover, it is my understanding that it is, and has been, the Department of Health's longstanding policy and practice to provide only the "short-form" version when a certified copy of a birth certificate is requested.

We understand that the Department of Health has adopted this policy for sound administrative reasons. However, we are writing to request a waiver of the Department of Health's policy, so that my client can obtain two certified copies of his original, "long form" birth certificate. Waiver of the Department's policy in this instance would allow my client to make a certified copy of his original birth certificate publicly available and would also relieve the burden currently being placed on the Department of Health by the numerous inquiries it receives from the media and others relating to my client's birth record.

We are of course, willing to complete any necessary paperwork and pay the standard required fees to fulfill this request. Pursuant to my client's authorization, I will be coming to your offices to pick up the copies of the certificates.


Thank you for your assistance.


Sincerely,



Judith L. Corley  
JL.C:ss

## **EXHIBIT 7**

<b>STATE OF HAWAI'I</b> CIRCUIT COURT OF THE FIRST CIRCUIT	<b>SUMMONS          TO ANSWER CIVIL COMPLAINT</b>	CASE NUMBER
PLAINTIFF, Dr. Orly Taitz ESQ	VS.	DEFENDANT. Loretta Fuddy -Director of Health Department Dr. Alvin Onaka, registrar of Health department 1250 Punchbowl Ave Honolulu HI
PLAINTIFF'S ADDRESS (NAME, ADDRESS, TEL. NO.) 29839 Santa Margarita ste 100 Rancho Santa Margarita, CA 92688		
<p style="text-align: center;"><b>TO THE ABOVE-NAMED DEFENDANT(S)</b></p> <p style="text-align: center;">You are hereby summoned and required to file with the court and serve upon</p> <p>_____ ,          plaintiff's attorney, whose address is stated above, an answer to the complaint which is herewith served upon you, within 20 days after service of this summons upon you, exclusive of the date of service. If you fail to do so, judgment by default will be taken against you for the relief demanded in the complaint.</p> <p style="text-align: center;"><b>THIS SUMMONS SHALL NOT BE PERSONALLY DELIVERED BETWEEN 10:00 P.M. AND 6:00 A.M. ON PREMISES NOT OPEN TO THE GENERAL PUBLIC, UNLESS A JUDGE OF THE ABOVE-ENTITLED COURT PERMITS, IN WRITING ON THIS SUMMONS, PERSONAL DELIVERY DURING THOSE HOURS.</b></p> <p style="text-align: center;"><b>A FAILURE TO OBEY THIS SUMMONS MAY RESULT IN AN ENTRY OF DEFAULT AND DEFAULT JUDGMENT AGAINST THE DISOBEYING PERSON OR PARTY.</b></p>		
DATE ISSUED <b>AUG 10 2011</b>	CLERK <div style="text-align: center;">   <b>J. KUBO</b> </div>	
I do hereby certify that this is full, true, and correct copy of the original on file in this office	Circuit Court Clerk	

 In accordance with the Americans with Disabilities Act and other applicable state and federal laws, if you require a reasonable accommodation for a disability, please contact the ADA Coordinator at the First Circuit Court Administration Office at PHONE NO. 539-4333, FAX 539-4322, or TTY 539-4853, at least ten (10) working days prior to your hearing or appointment date.