

# Exhibit 1

State of Arizona            )  
  ) ss.  
County of Maricopa        )

**AFFIDAVIT**

I, the undersigned, being first duly sworn, do hereby state under oath and under penalty of perjury that the facts are true:

1. I am over the age of 18 and am a resident of Arizona. The information contained in this affidavit is based upon my own personal knowledge and, if called as a witness, could testify competently thereto. I am the duly elected Sheriff of Maricopa County, Arizona, and I have been a law enforcement officer and official, in both state and federal government, for 51 years.
2. In August of last year, a group of citizens from the Surprise Arizona Tea Party organization met with me in my office and presented a petition signed by approximately 250 residents of Maricopa County, asking if I would investigate the controversy surrounding President Barrack Obama's birth certificate authenticity and his eligibility to serve as the President of the United States.
3. This group expressed its concern that, up until that point, no law enforcement agency in the country had ever gone on record indicating that they had either looked into this or that they were willing to do so, citing lack of resources and jurisdictional challenges.
4. The Maricopa County Sheriff's Office is in a rather unique position. Under the Arizona Constitution and Arizona Revised Statutes, as the elected Sheriff of Maricopa County, I have the authority to request the aid of the volunteer posse, located in the county, to assist me in the execution of my duties. Having organized a volunteer posse of approximately 3,000 members, I, as the Sheriff of the Maricopa County Sheriff's Office, can authorize an investigation go forward to answer these questions at virtually no expense to the tax payer.
5. The Cold Case posse agreed to undertake the investigation requested by the 250 citizens of Maricopa County. This posse consists of former police officers and attorneys who have worked investigating the controversy surrounding Barack Obama. The investigation mainly focused on the electronic document that was

presented as President Obama's long form birth certificate to the American people and to citizens of Maricopa County by the White House on April 27, 2011.

6. The investigation led to a closer examination of the procedures regarding the registration of births at the Hawaii Department of Health and various statements made by Hawaii government officials regarding the Obama birth controversy over the last five years.
7. Upon close examination of the evidence, it is my belief that forgery and fraud was likely committed in key identity documents including President Obama's long-form birth certificate, his Selective Service Registration card, and his Social Security number.
8. My investigators and I believe that President Obama's long-form birth certificate is a computer-generated document, was manufactured electronically, and that it did not originate in a paper format, as claimed by the White House. Most importantly, the "registrar's stamp" in the computer generated document released by the White House and posted on the White House website, may have been imported from another unknown source document. The effect of the stamp not being placed on the document pursuant to state and federal laws means that there is probable cause that the document is a forgery, and therefore, it cannot be used as a verification, legal or otherwise, of the date, place or circumstances of Barack Obama's birth.
9. The Cold Case Posse law enforcement investigation into Barack Obama's birth certificate and his eligibility to be president is on-going. The on-going nature of the investigation is due to additional information that has come to light since we held the press conference in March, 2012. As soon as that information has been properly verified by the Cold Case Posse, I will release that information to the public.

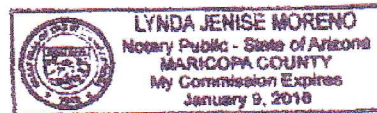
Executed this 12 day of June, 2012, in  
Maricopa County, Arizona.



Joseph M. Arpaio, Maricopa County Sheriff

Sworn to and subscribed before me this  
12<sup>th</sup> day of June, 2012.

*Lynda Jenise Moreno*



## Exhibit 2

RESELLERS OF  
PRODUCTION DOCUMENT SCANNERS  
WIDE-FORMAT SCANNERS  
CHECK SCANNERS  
WEB-BASED DOCUMENT IMAGING SOFTWARE  
SCANNING SOFTWARE

May 10, 2011

## Affidavit

I, Douglas B. Vogt, am over 18 years old, do not suffer from any mental impairment, have personal knowledge in the following and attest under penalty of perjury that I have knowledge and expertise in documents, imaging, scanners and document imaging programs. Based on my knowledge and expertise the following is true and correct

### My Credentials

I have a unique background for analyzing this document. I owned a typesetting company for 11 years so I know type and form design very well. I currently own Archive Index Systems since 1993, which sells all types of document scanners worldwide and also developed document imaging software (TheRepository). I know how the scanners work. I have also sold other document imaging programs, such as Laser Fiche, Liberty and Alchemy. I have sold and installed document imaging systems in city and county governments, so I know their procedures with imaging systems and everything about the design of such programs. This will be important in understanding what has happened with Obama's Certificate of Live Birth.

Figure 1. Tiff image of the Obama's Certificate of Live Birth dated August 8, 1961, presented on TV 4/27/2011.

Figure 2. Another Person's microfilmed Certificate of Live Birth dated August 11, 1961.

### What I Discovered about Obama's Certificate of Live Birth and why it is a Forgery.

What the Obama administration released is a PDF image that they are trying to pass off as a Certificate Live Birth Long Form printed on green security paper by the County Health Department. The form is a created forgery for the following reasons.

**1. Curved and non-curved type.** The image we are looking at was scanned in grayscale and some part in binary which cannot be on the same image. The reason I know this is because of the shadowing along the gutter (left-hand side). It also means that the county employees who did the original scanning of all the forms, did not take the individual pages out of the post binders. The result is that all the pages in that book display a parallax distorted image of the lines and type. They curve and drop down to the left. If you look at line 2 (Figure 3) on the form that says *Sex* you will notice the letters drop down one pixel but the typed word *Male* does not. Also notice the line just below *Male* drops down 3 pixels.




Figure 3. Line 2 of the form. Baseline differences.

The second incident of this parallax problem is seen in line 6c *Name of Hospital or Institution* (Figure 4). The word *Name* drops down 2 pixels, but the typed hospital name, *Kapiolani*, does not drop down at all. And again the line just below drops down 2 pixels, but not the name *Kapiolani*.

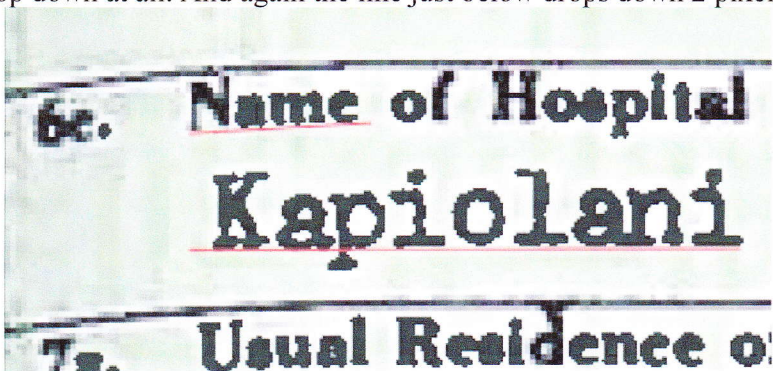


Figure 4. Line 6c at 500%. The typewriter name of the hospital does not drop down 2 pixels.

The conclusion you must come to is that the typed in form was superimposed over an existing original Certificate of Live Birth form from the county. In fact, since I found some of the form headings scanned in as binary and grayscale, the form itself is a composite but the person who created it did not flattened the image of the blank form and save it as one file before they started placing the typewriter text on the composite form. The individual(s) who perpetrated this forgery could not evidently find a blank form in the clerks imaging database, so they were forced to clean up existing forms and overlay the typewriter type we see here. The forger was also looking for certificates with the correct stamped dates and that is why I think they used more than one original form. At first I wondered why the forger didn't just typeset the entire form from scratch and overlay the type and not have to worry about the parallax problem. Then I remembered that in the early

1960s there was no phototypesetting and this form was set in hot metal from a linotype machine. The type design is Times Roman but they could never replicate the exact design. They were stuck having to use existing forms that were scanned in using binary and grayscale.

2. **There is a white haloing around all the type on the form.** Figure 5 is an example of this. This effect should not appear on a scanned grayscale image. Figure 6 is a grayscale image scanned in at 240 dpi. You will notice that there is no haloing effect around the type and also the security pattern is seen through the type. Figure 7 is a color image where you can clearly see the security green color through the type and no haloing. Figure 8 shows a Black and White (binary) image of the same type. The important thing to remember is that you cannot have grayscale and binary on the same scan unless the image is a composite. That means that different components of the whole image are made up of smaller parts. Figure 9 is an enlarged version of Figure 6 showing what grayscale letters should look like compared to binary.

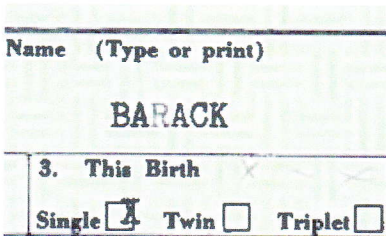


Figure 5. Obama's form




Figure 6. Grayscale.

Figure 7. Color image.




Figure 8. Binary image.




Figure 9. An enlarged version of Figure 6 showing grayscale type.

3. **The Obama Certificate is loaded with both binary and grayscale letters** which is just another smoking gun that this form is a forgery. It appears the lines and some of the boxes were scanned using grayscale, but only some of the form headings were grayscale and sometimes it is only some letters. Figure 10 and Figure 4 give one example. You will notice that the *H* and, *al*, in Hospital, *I* in Institution, (*If* and again the *h* and *l* in hospital were grayscale images, but the rest of the line is binary. The typewriter line below was scanned in as a binary image. I can also tell you for certainty that the form type was scanned in at a lower resolution ( $\leq 200$  dpi). This is because of the size of the pixels on the letters were such that the openings on the *a* and *s* on the first line are not visible and filled in.

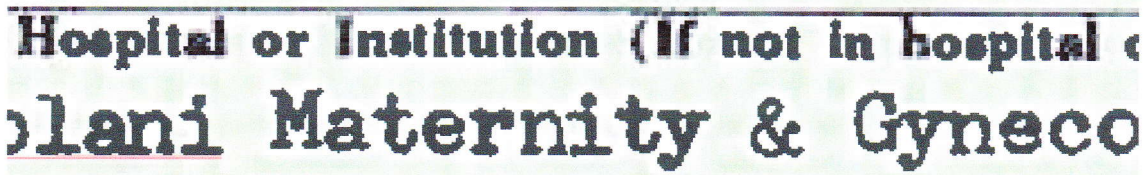


Figure 10. showing a mixture of grayscale and binary type on the same line.

Another example is found in form box 1a, his name *BARACK*. For some reason the “R” is a grayscale image and the rest is binary (Figure 11). That means the “R” was originally on the form and the rest was not until it was added.

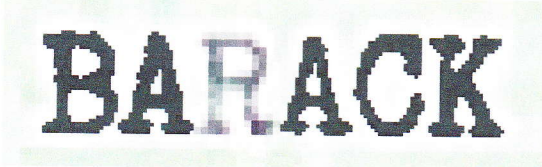


Figure 11. Another example of grayscale and binary on the same line.

Another example is the Certificate number itself (Figure 12). The last “1” on the form is a grayscale image but the rest of the numbers are not. This is just another example of a cut and past job. It also means we do not know what the real Certificate number is if there even is one. There are other form boxes that display the same feature, boxes: 5b, 7e, 11, 13, 16, 18a.



Figure 12. The last “1” is grayscale, but the rest are binary.

**4. The Sequential Number is a fraud.** I would like you to refer back to Figures 1 and 2. You will notice that Barack Obama was supposed to have been born on Friday at 7:24 p.m. August 4, 1961 and the local registrar accepted it on Tuesday August 8, 1961 and hand stamped the Certificate number “61 10641.” Then notice that the other Certificate of Susan E. Nordyke was born on Saturday at 2:12 p.m. August 5, 1961 and another registrar date stamped it on August 11, but her Certificate number is “61 10637.” Keep in mind there would be only one bates stamp machine in the office so the numbers would all be unique. There cannot be any duplicates so every Certificate has a unique serial number. Obama’s Certificate would have most likely been mailed on the following Monday, the 7<sup>th</sup> and received by the Clerk Tuesday the 8<sup>th</sup>. Susan Nordyke’s Certificate looks like it was mailed sometime earlier that week and not accepted until the 11<sup>th</sup> but she has a Certificate 4 numbers less than Obama’s. It is impossible to have Obama’s Certificate number to be four numbers higher than a Certificate that came in 3 days later.

The facts I have shown you in #3 and 4 tell me several things about how this forgery was assembled. 1. Some person(s) in the Health Department, who had access to the document imaging program, search the database for someone close to the actual birth date of Obama and found someone near the 4<sup>th</sup> of August. They may have cross referenced the death database to find someone who had died and had a birth date close to Obama’s. If you remember, the Federal Government wanted the States to cross reference the birth and death databases so the database would have that information. 2. The date stamps have two different colors and sizes (see #5 below) which indicates that both dates came from different Certificates. 3. More than one person is involved in the Hawaii Department of Health to assemble the different components that were used, do the database searches to find the right Certificates to create President Obama’s fraudulent Certificate of Live Birth and finally sign the fraudulent certificate. I believe that after all the components were

assembled they were then given to a graphic artist to actually assemble the whole thing and create the finished forgery. In short this was a conspiracy to defraud the United States.

**5. Two different colors and font sizes in Form box 22 and 20 Date Accepted by Reg. General.**

What is very revealing about this box and date entry is there are two different colors on both lines. Both lines were scanned using binary mode, but I see two different colors (Figure 13). What I think this is showing us is that the person who put this fraud together was looking for a form that had the right date namely “August 8 19\_1.” As you can see the only things that are printed in dark green (R=71, G=92, B=73) are “Date A” and “AUG -8 6.” The rest of the type is in black. This tells me that the forger was working in color mode. Finally the Font size of the rubber stamp in box 22 is larger than the stamp used in box 20. This is unlikely because the same rubber stamp would have been used by the same registrar to stamp the dates in both places and sign the form in box 21. Since we have two size letters and numbers, that means these elements were taken from two separate forms that may have been years apart using different rubber stamps.



Figure 13. Two different colors, dark green and black.

The same thing is found in form box 20 “Date Accepted by Local Reg.” Figure 14 again shows that the date has two different colors. The “AUG -8 196” is in dark green (R=87, G=111, B=87) and the “1” is in black. Yet again another irrefutable proof this form is a forgery. Form box 17a displays the same two color image in the word “None”. The “Non” is in dark green.




Figure 14. Another example of two colors on the same line.

**6. Multiple layers in the PDF file from the White House.** I am not the first one to find this fact and they deserve the credit for discovering it. What they discovered is that when you open up the PDF file in Adobe Illustrator and you turn on layers, you see a long list of nine different layers that correspond to different sections of the form, including the signatures on the form. I discovered using just my Adobe Acrobat 8 Standard that I could also see the different components disappear when I enlarged the image to just 400% and used the “hand” tool to quickly move around the image. When I moved the image fast, the various type components would disappear from the form but the lines stayed just as I had concluded.

**A Rebuttal to the Discovery of the Multi Layers Found in the PDF File.**

The only rebuttal to the nine layers discovered in the PDF file released by the White House was a statement from a Canadian graphic artists from Quebec by the name of Jean-Claude Tremblay on April 29. It was reported by Fox News an on their web site at:

<http://www.foxnews.com/politics/2011/04/29/expert-says-obamas-birth-certificate-legit/>.

He tries to excuse the multi-layers as merely an artifact of an OCR (Optical Character Recognition) engine and then saved as a PDF. There are two major reason he is wrong and I know from his statement he knows nothing about OCR engines and how they work and their file structure. First of all the Obama PDF certificate was supposed to have come directly from the Health Departments office. As stated before, the records they have would have absolutely no reason to be OCRed and if they were asked to give the customer a PDF image it would be from their existing TIFF image stored in their document imaging program on the server. The program would have done no OCR processing at that time.

My qualifications on OCR programs are considerable. Our own document imaging program, TheRepository, has an OCR option from Expervision that is called TypeReader. We integrated TypeReader into our program but to do this we had to sign a non-disclosure statement with them and then we got their Took Kit and API. When an OCR program saves a file as a searchable PDF, the file contains three main files within it. The first file is an image file, usually a compressed Group4 TIFF. The second file is a ASCII text file and the last file is a matrix file that contains the X and Y coordinates of all the words in the document. The Starting point for the image file and the matrix file is usually the upper right-left hand corner of the image measured in pixels. The test file and matrix files would never be seen as separate layers and there is certainly no nine layers. The three files would be in a PDF "wrapper" and that's all. All OCR programs work on the same principle.

**Conclusion**

The Certificate of Live Birth Obama presented on television on Aril 27, 2011 is a forgery.


In witness whereof he has hereto set his hand and seal.

Name of Notary: ZACHARY S NIEBRUEGGE


Title: BRANCH Mgr, U.S. BANK


I, ZACHARY S. NIEBRUEGGE, a Notary Public of King County and the State of Washington aforesaid, hereby certify that Douglas B. Vogt personally known to me to be the affiant in the foregoing affidavit, personally appeared before me this day and having been by me duly sworn deposes and say that the facts set forth in the above affidavit are true and correct.

Witness my hand and official seal this the 10<sup>th</sup> day of May, 2011.

  
\_\_\_\_\_  
Notary Public

My Commission Expires: 8 / 9 / 20 11

  
\_\_\_\_\_  
Douglas B. Vogt



## Exhibit 3



STATE OF HAWAII

CERTIFICATE OF LIVE BIRTH

DEPARTMENT OF HEALTH

FILE NUMBER 151

61 10641

2a. Child's First Name (Type or print)		1b. Middle Name		1c. Last Name			
BARACK		HUSSEIN		OBAMA, II			
2. Sex	3. This Birth	4. If Twin or Triplet, Was Child Born		5a. Birth Date	Month	Day	Year
Male	Single <input checked="" type="checkbox"/> Twin <input type="checkbox"/> Triplet <input type="checkbox"/>	1st <input type="checkbox"/> 2nd <input type="checkbox"/> 3rd <input type="checkbox"/>		August	4		1961
5b. Place of Birth: City, Town or Rural Location							5c. Island
Honolulu							Oahu
6a. Name of Hospital or Institution (If not in hospital or institution, give street address)					6b. Is Place of Birth Inside City or Town Limits?		
Kapiolani Maternity & Gynecological Hospital					Yes <input checked="" type="checkbox"/> No <input type="checkbox"/>		
7a. Usual Residence of Mother: City, Town or Rural Location				7b. Island	7c. County and State or Foreign Country		
Honolulu				Oahu	Honolulu, Hawaii		
7d. Street Address					7e. Is Residence Inside City or Town Limits?		
6085 Kalaniana'ole Highway					Yes <input checked="" type="checkbox"/> No <input type="checkbox"/>		
7f. Mother's Mailing Address					7g. Is Residence on a Farm or Plantation?		
					Yes <input type="checkbox"/> No <input checked="" type="checkbox"/>		
8. Full Name of Father			9. Race of Father				
BARACK HUSSEIN OBAMA			African				
10. Age of Father	11. Birthplace (Island, State or Foreign Country)	12a. Usual Occupation		12b. Kind of Business or Industry			
25	Kenya, East Africa	Student		University			
13. Full Maiden Name of Mother			14. Race of Mother				
STANLEY ANN DUNHAM			Caucasian				
15. Age of Mother	16. Birthplace (Island, State or Foreign Country)	17a. Type of Occupation Outside Home During Pregnancy		17b. Date Last Worked			
18	Wichita, Kansas	None					
I certify that the above stated information is true and correct to the best of my knowledge.		18a. Signature of Parent or Other Informant		Parent <input checked="" type="checkbox"/>	18b. Date of Signature		
		<i>Stanley Ann Dunham Obama</i>		Other <input type="checkbox"/>	8-7-61		
I hereby certify that this child was born alive on the date and hour stated above.		19a. Signature of Attendant		M.D. <input checked="" type="checkbox"/>	19b. Date of Signature		
		<i>Walter A. Smith</i>		D.O. <input type="checkbox"/>	8-8-61		
20. Date Accepted by Local Reg.		21. Signature of Local Registrar		Other <input type="checkbox"/>	22. Date Accepted by Reg. General		
AUG - 5 1961		<i>W. H. Lee</i>			AUG - 5 1961		
23. Evidence for Delayed Filing or Alteration							

IDENTIFY THIS IS A TRUE COPY OR ABSTRACT OF THE RECORD ON FILE IN THE HAWAII STATE DEPARTMENT OF HEALTH

APR 25 2011

Alvin T. Onaka, Ph.D.  
STATE REGISTRAR



## Exhibit 4

AFFIDAVIT

In the State of Kentucky, County of Warren, this affiant being duly sworn, deposes and says that he is Timothy Lee Adams, residing at 1132 Fairview Avenue, Apt. F, Bowling Green, KY 42101 and that the statements below are true concerning his employment at the City and County of Honolulu Elections Division in Honolulu, Hawaii:

1. I was employed at the City and County of Honolulu Elections Division from May 2008 through September 2008.
2. My position at the City and County of Honolulu Elections Division was Senior Elections Clerk.
3. My responsibilities were to oversee the activities of the Absentee Ballot Office.
4. During the course of my employment, I became aware that many requests were being made to the City and County of Honolulu Elections Division, the Hawaii Office of Elections, and the Hawaii Department of Health from around the country to obtain a copy of then-Senator Barack Obama's long-form, hospital-generated birth certificate.
5. Senior officers in the City and County of Honolulu Elections Division told me on multiple occasions that no Hawaii long-form, hospital-generated birth certificate existed for Senator Obama in the Hawaii Department of Health and there was no record that any such document had ever been on file in the Hawaii Department of Health or any other branch or department of the Hawaii government.
6. Senior officers in the City and County of Honolulu Elections Division further told me on multiple occasions that Hawaii State government officials had made inquiries about Senator Obama's birth records to officials at Queens Medical Center and Kapi'olani Medical Center in Honolulu and that neither hospital had any record of Senator Obama having been born there, even though Governor Abercrombie has asserted and various Hawaii government officials continue to assert Barack Obama, Jr. was born at Kapi'olani Medical Center on August 4, 1961.
7. During the course of my employment, I came to understand that for political reasons, various officials in the government of Hawaii, including then-Governor Linda Lingle and various officials of the Hawaii Department of Health, including Dr. Chiyome Fukino, the director of the Hawaii Department of Health, were making representations that Senator Obama was born in Hawaii, even though no government official in Hawaii could find a long-form birth certificate for Senator Obama that had been issued by a Hawaii hospital at the time of his birth.
8. During the course of my employment, I was told by senior officers in the City and County of Honolulu Elections Division to stop inquiring about Senator Obama's Hawaii birth records, even though it was common knowledge among my fellow employees that no Hawaii long-form, hospital generated birth certificate existed for Senator Obama.

In witness whereof he has hereto set his hand and seal.

Affiant's signature: *T. Lee Adams*  
 Affiant's title: adjunct faculty, UH

I, Heather Berry, a Notary Public of the County and State aforesaid, hereby certify that Timothy Lee Adams personally known to me to be the affiant in the foregoing affidavit, personally appeared before me this day and having been duly sworn deposes and says the facts set forth in the above affidavit are true and correct.

Witness my hand and official seal this 21<sup>st</sup> day of March, 2012.

Notary Public's signature: *Heather Berry*  
 My commission expires: My Commission Expires July 19, 2014



## Exhibit 5

These are 161 typed characters selected from Obama's birth certificate that do not match each other for style or size.

AAAAEHHHKKMM

RRSSSUUaaaaaaa

aaaaaaaazaaaa

ccccceeeeffgg

iiiiiiiiiiiiii

llllllllnnnnn

nnnnnnnnnoooo

ooooocpprrr

sssstttttttt

uuuuuuuuuuww

vvvvv 11122,99999

*Handwritten signature*

BARACK HUSSEIN OBAMA, II

Male August 4, 1961 724 P

Honolulu Oahu

Kapiolani Maternity & Gynecological Hospital

Honolulu Oahu Honolulu, Hawaii

1085 Kalaniana'ole Highway

BARACK HUSSEIN OBAMA African

15 Kenya, East Africa Student University

STANLEY ANN DUNHAM Caucasian

18 Wichita, Kansas None

*Stanley Ann Dunham*

Student

Difference in the lower case "t"

t t t t t t t t

Eight different "t"s found.

A A A S S n n

100% 100%

100% 100%

100% 100%

100%

100%

70% 100%

100%

Differences in size

angle

and width



u d e r t

nce in the lower case "t"

t t t t t t t t t t

: different "t"s found.

A s a r a

is size and width



# The American Typewriter

How a Young Computer Graphics Person Could Not Understand How to Use a Computer to Forge a Typewritten Document.

It's been some 30 years since we have used typewriters to produce documents. Computers have replaced the typewriter and given us great advantages in document preparation. There is no need to understand the old typewriter. Except when you need to forge a typewritten document.

A computer in the hands of a young person who can create a modern forgery is no match for the old style quirky mechanical typewriter. The forger who produced the Obama Hawaiian Long Form Health Department Birth Certificate may have thought that all typewriter typeface styles were alike. To get his letters he should have assumed that he needed only to match typewritten letters found in the old files of Hawaii birth certificates to scan ... copy and paste into his new document. Those old files should be all alike having been used to produce birth certificates in the 1961 era.

He must have understood that he needed to copy the old typewriter styles and would find them in the files.

But understanding scanners ... he also had to know that scanning a letter "t" one time and using it all over his document would be conviction assured. Because scan lines engage a letter differently every time it's done. So he scanned a bunch of old birth certificates and used a different "t" each time.

The mistake was that many of the letters in the old files were from different typewriter styles and that's something he did not realize ... resulting in many typewritten letters on his forgery that did not match each other.

I hope this helps to explain what might have happened with this document.

Paul Irey

STATE OF HAWAII		CERTIFICATE OF LIVE BIRTH			DEPARTMENT OF HEALTH		
				FILE NUMBER	151		
					61 10641		
1a. Child's First Name (Type or print)		1b. Middle Name		1c. Last Name			
BARACK		HUSSEIN		OBAMA, II			
2. Sex	3. This Birth	4. If Twin or Triplet, Was Child Born		5a. Birth Date	Month	Day	Year
Male	Single <input checked="" type="checkbox"/> Twin <input type="checkbox"/> Triplet <input type="checkbox"/>	1st <input type="checkbox"/> 2nd <input type="checkbox"/> 3rd <input type="checkbox"/>		August	4,	1961	7:24 P.M.
6a. Place of Birth: City, Town or Rural Location						6b. Island	
Honolulu						Oahu	
6c. Name of Hospital or Institution (If not in hospital or institution, give street address)				6d. Is Place of Birth Inside City or Town Limits? If no, give judicial district			
Kapiolani Maternity & Gynecological Hospital				Yes <input checked="" type="checkbox"/> No <input type="checkbox"/>			
7a. Usual Residence of Mother: City, Town or Rural Location			7b. Island		7c. County and State or Foreign Country		
Honolulu			Oahu		Honolulu, Hawaii		
7d. Street Address				7e. Is Residence Inside City or Town Limits? If no, give judicial district			
6085 Kalaniana'ole Highway				Yes <input checked="" type="checkbox"/> No <input type="checkbox"/>			
7f. Mother's Mailing Address						7g. Is Residence on a Farm or Plantation?	
						Yes <input type="checkbox"/> No <input checked="" type="checkbox"/>	
8. Full Name of Father			9. Race of Father				
BARACK HUSSEIN OBAMA			African				
10. Age of Father	11. Birthplace (Island, State or Foreign Country)		12a. Usual Occupation		12b. Kind of Business or Industry		
25	Kenya, East Africa		Student		University		
13. Full Maiden Name of Mother			14. Race of Mother				
STANLEY ANN DUNHAM			Caucasian				
15. Age of Mother	16. Birthplace (Island, State or Foreign Country)		17a. Type of Occupation Outside Home During Pregnancy		17b. Date Last Worked		
18	Wichita, Kansas		None				
I certify that the above stated information is true and correct to the best of my knowledge.		18a. Signature of Parent or Other Informant		Parent <input checked="" type="checkbox"/> Other <input type="checkbox"/>		18b. Date of Signature	
		<i>Ann Dunham Obama</i>				8-7-61	
I hereby certify that this child was born alive on the date and hour stated above.		19a. Signature of Attendant		M.D. <input checked="" type="checkbox"/> D.O. <input type="checkbox"/> Midwife <input type="checkbox"/> Other <input type="checkbox"/>		19b. Date of Signature	
		<i>David A. Smilan</i>				8-8-61	
20. Date Accepted by Local Reg.		21. Signature of Local Registrar		22. Date Accepted by Reg. General			
AUG - 8 1961		<i>U. Lee</i>		AUG - 8 1961			
23. Evidence for Delayed Filing or Alteration							

APR 25, 2011

I CERTIFY THIS IS A TRUE COPY OR ABSTRACT OF THE RECORD ON FILE IN THE HAWAII STATE DEPARTMENT OF HEALTH

*Alvin T. Onaka, Ph.D.*  
STATE REGISTRAR


Presentation & Report by Paul Irey - Typography and Type Face Expert. Copy Courtesy of: ProtectOurLiberty.org

BARACK HUSSEIN OBAMA, II  
Male August 4, 1961 724 P  
Honolulu Oahu  
Kapiolani Maternity & Gynecological Hospital  
Honolulu Oahu Honolulu, Hawaii  
6085 Kalaniana'ole Highway  
BARACK HUSSEIN OBAMA African  
25 Kenya, East Africa Student University  
STANLEY ANN DUNHAM Caucasian  
18 Wichita, Kansas None

Every typewriter typed character is assigned a number in the order it is found in the document.

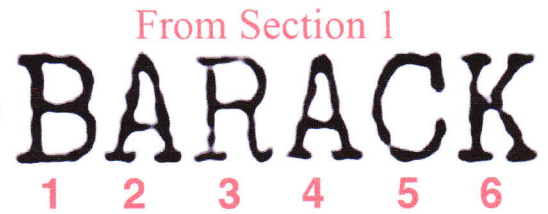
# EVIDENCE OF FORGERY

The two capital letters "A"s are from the word "BARACK" on the birth certificate found at section 8 of the form. There is only one letter between them. Why then is #144 significantly bigger than #146 if the same type-writer key struck both.?

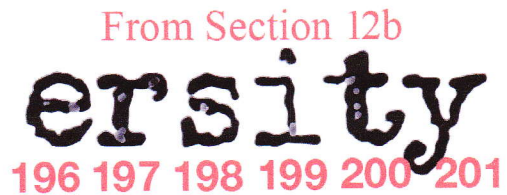
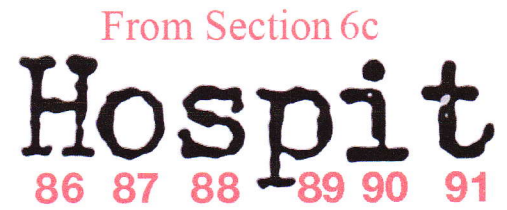



Notice the other differences seen in the same word from different locations on the birth certificate. All the letters look different. Why?


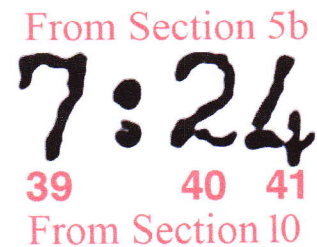

The two capital letters "R" are from the same word "BARACK" as above and the other word "BARACK" in section 1 of the form. Why then is #3 significantly shorter and wider than #145 if the same typewriter key struck both? Note also the enclosed area in #145 is smaller than the enclosed area in #3 even though #145 is taller.



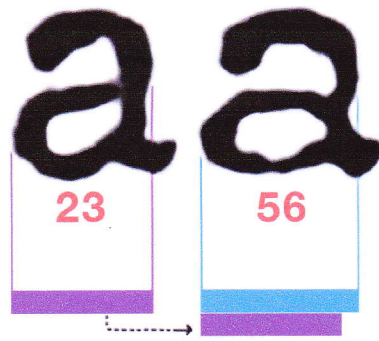
The two lower case letters "s" from the word "Hospital" in section 6c and "University" in section 12b are shown to be different because of the width of the letters. The lower case "s" #88 is wider than the lower case "s" in #198 as shown with the green and purple color bars shown under the letters.



The two numbers "2" are from "7:24" in section 5b and section 10 of the form. Why then is #40 significantly wider than #168? Notice also the difference in height of #168. Can you imagine how these two typewritten letters were typed with the same typewriter?




The two lower case letters “a” from the word “Male” found in section 2 and the word “Kapiolani” found in section 6c. Notice that the first “a” #23 is not as wide as #56. Also note the differences of the shape of the enclosed areas and the serifs at the top left of both.



From Section 2  
Male  
22 23 24 25

From Section 6c  
Kapio  
55 56 57 58 59


The two lower case letters “i” from the word “University” in section 12b and “Kapiolani” in section 6c are shown to be different because of the dots over the letters. The dot in #199 is higher than that of #58 and shows more space over the letter. Also note the color bars indicating the difference in width between the letters.



From Section 12b  
ersity  
196 197 198 199 200 201

From Section 6c  
piola  
57 58 59 60 61

The two capital letters “S” are from “HUSSEIN” in section 8 and “STANLEY” in section 13 of the form. Why then is #151 significantly more narrow than #201? Notice also the serif differences indicated with the arrows showing that the serif on #151 is placed further back to the left on the “S” than as shown on #201.



From Section 8  
HUSSEI  
149 150 151 152 153 154

From Section 13  
STANLE  
201 202 203 204 205 206

The two lower case “n” letters are different in size. #62 found in section 6c is much shorter than #193 found in section 12b. This is a good place to insert a photo of a typewriter key to remind us that the impression is struck by an engraved letter that is steel and incapable of changing size.




Close up of a Typewriter Key flopped for clarity



From Section 6c  
iolani  
58 59 60 61 62 63

From Section 12b  
Univer  
192 193 194 195 196 197

The two lower case letters “e”  
 #25 from the word “Male” found  
 in section 2 and the word  
 “Maternity” found in section  
 6c show us that #25 is from a  
 different design of type style  
 with a tilting horizontal bar  
 and #25 is also bigger in size.



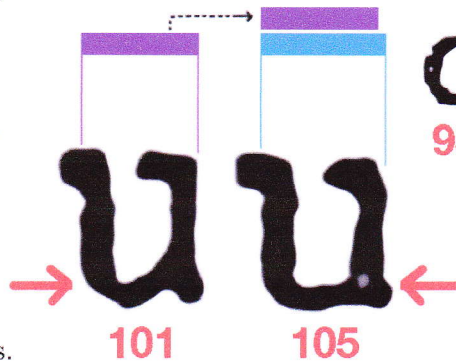
From Section 2

Male  
 22 23 24 25

From Section 6c

Materni  
 64 65 66 67 68 69 70

The two lower case letters “u”  
 from the word “Honolulu”  
 #101 from section 6a and  
 “Oahu” #105 from section 6b  
 are shown to be different in  
 width as indicated with the  
 color bars above the letters.  
 Also note the different design  
 of the bottom part of the letters.




From Section 6a

onolulu  
 95 96 97 98 99 100 101

From Section 6b

Oahu  
 102 103 104 105

The two numbers “1” from the  
 date “1961” #35 from section 5a  
 and “18 Wichita” #225 from  
 section 15 are shown to be different  
 in width as indicated with the  
 color bars below the letters.  
 Also note the different design  
 of the bottom part of the letters.



From Section 5a

1961  
 35 36 37 38

From Section 15

18Wich  
 225 226 227 228 229 230

The Word “Student” found in section 12a of the birth certificate was the first problem I noticed because it was one word with two variations of the letter “t” and was clearly a different drawing of the letter mainly displaying a different extension at the bottoms of those letters. As a typographer I could see no reason for a

Student

different style of letter within the same word. Other examples on the page seem to suggest that perhaps the form was transferred to different departments to fill out different sections ... but that could not happen with one word. Later study showed that

too many of the letters on the birth cert. did not match each other ... even for many typist.

Presentation & Report by Paul Irej - Typography and Type Face Expert. Copy courtesy of: ProtectOurLiberty.org

**If all the letters are from the same  
typewriter ... why don't  
they match? It appears that it  
was put together with letters from  
different sources  
and this means it's a forgery!**

\* \* \* \*

Paul Irej can be reached via email at: [pauledwardirej \(at sign\) yahoo.com](mailto:pauledwardirej@sign.yahoo.com)

A full color high-res copy of this report can be viewed and downloaded at: <http://www.scribd.com/doc/59624694/>